IMAGINE Nottingham REFUGEE Week 2020

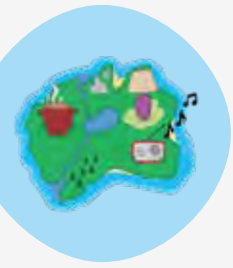

ACTIVITY PACK

Welcome

National Refugee Week is a gesture of welcome and solidarity. In Nottinghamshire, it's a celebration of the cultural richness and contributions that refugees and asylum seekers bring to our home.

This year's theme is 'Imagine'. Although we can't be with each other in person at the moment due to the current global situation, we created this fun activity pack as an invitation to connect, create, and imagine a better world.

Share your work with us

We would love to see what you make using this activity pack. Share it on social media and tag:

NottsRW NottinghamRefugeeWeek

Find out more about Nottingham Refugee Week: **nottinghamrefugeeweek.org**

تصورکنید...

بسته فعالیتی هفته پناهندگان ناتینگهام 2020

هفته ملی پناهندگان یک نشان از همبستگی وخوش آمدگویی است. درناتینگهام و اطراف آن، این جشن برگرفته ازغنای فرهنگی ومشارکتی است که پناهندگان به خانه ما آورده اند.

موضوع امسال "تصورکنید" است. اگرچه به دلیل شرایط جهانی کنونی نمی توانیم به صورت حضوری با یکدیگرارتباط برقرارکنیم، ما این بسته فعالیت شادی آوررا به عنوان دعوتی برای وصل بودن، ایجاد و تصورکردن یک دنیای بهتردرست کرده ایم.

لطفا کارخود را درتوییتر به آدرس

@NottsRW

یا درفیس بوک به آدرس

@NottinghamRefugeeWeek

به اشتراک بگذارید. اطلاعات بیشتردرمورد هفته پناهندگان ناتینگهام را دراین آدرس می توانید پیدا کنید:

nottinghamrefugeeweek.org

امیدواریم شما وخانواده تان ازاین بسته فعالیتی لذت ببرید.

Translation by **Voices in Refuge**

تخيل...

حزمة نشاط أسبوع نوتنغهام للاجئين 2020

أسبوع اللاجئين الوطني هو بادرة ترحيب وتضامن في نوتنغهامشاير ، إنه احتفال بالثراء الثقافي والمساهمات التي يقدمها اللاجئون إلى وطننا.

موضوع هذا العام هو "تخيل". على الرغم من أنه لا يمكننا التواصل مع بعضنا البعض شخصيًا في هذا الوقت بسبب الوضع العالمي الحالي ، فقد أنشأنا حزمة الأنشطة الممتعة هذه كدعوة للتواصل وإنشاء وتخيل عالم أفضل.

شارك عملك معنا على تويتر @NottsRW أو على الفيس بوك @NottinghamRefugeeWeek. تعرف على المزيد حول أسبوع اللاجئين في نوتنغهام على nottinghamrefugeeweek.org.

نتمنى لك ولعائلتك الاستمتاع بالأنشطة في هذه الحزمة.

Translation by **Voices in Refuge**

هەفتەی نەتەوەی پەنابەران هێمایەکە بۆ پیشوازی کردن و پشتگیری کردن.

لە نۆتینگهام شێر ئاهەنگێکی کەلتووری بەپێز بەهاوبەشی پەنابەران کە دەبەخشرێت بە وڵاتەکەمان .

بابەتی ئەمساڵ پێکهاتووە لە (خەیاڵ)، لە بەر ئەوەی ئێمە لەم کاتەدا ناتوانین پەیوەندی کەسیمان هەبێت

لەگەڵ یەکدا بەبۆنەی ئەم بارودۆخەی کە جیهان لە ئێستادا پێی تێپەر دەبیت . بۆ دروستکردنی ئەم

خەیاڵە هەڵساوین بە دابینکردنی کۆمەڵێك چالاکی سوود بەخش وەکو بانگهێشت کردن و پەیوەندی کردن بە جیهانێکی باشتر.

ئەتوانن بە چالاکێکانتان بەشداربن لە گەڵمان لە:
Twitter@NottsRw

یان لە گەڵمان بن لە:
Facebook@NottinghamRefugeeWeek

بۆ زانیاری زیاتر دەربارەی هەفتەی پەنابەران سەردانی ئەم سایتە بکە:
Nottinghamrefugeeweek.org

بە هیوای کاتێکی خۆش بۆخۆتان و خێزانەکانتان لەگەل ئەم چالاکیانە..

Translation by the **Kurdish Women's Group**

Silly Puppets *5 minutes*

Refugee Week is an opportunity to meet new people and make new friends. This activity is a chance to be silly and imaginative by creating a new friend.

Materials

- Large piece of paper
- Stick-on eyes
- Glue Stick
- Sticky Tape
- Art materials

Steps

1. Gently crumple up a piece of paper up into a loose ball shape. This is your puppet.
2. Imagine your puppet has a face. Where would its eyes go? Does it have eyebrows? What kind of hair would it have? Is it feeling sad, happy, excited, scared?
3. Create your puppet's face using art materials from your pack.

Playing with your puppet

Imagine your puppet has a voice. Would it be loud or quiet? What language does it speak? What would it say to you?

Give your silly puppet a name and practice having fun conversations.

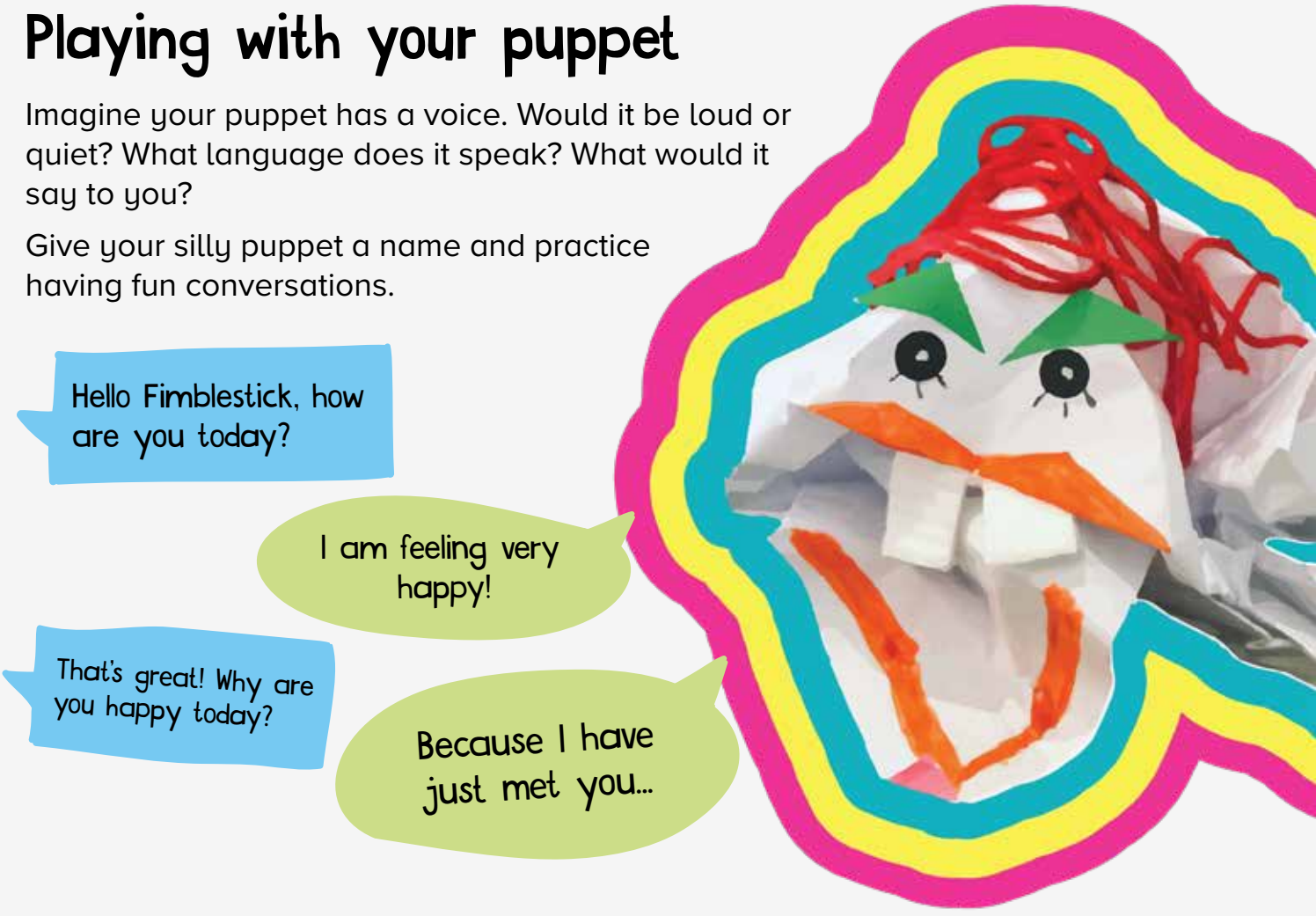

My Epic Journey

10 minutes • 2 or more people

Make a story about a journey using objects you find at home.

Materials

- A paper bag (or any other empty bag) for each player

Steps

1. Find 5 different items from around your home and put them in your bag. Find something:

colourful, very small, that makes a noise, shiny, soft

When you have your 5 objects, swap bags with another player.



2. The first player starts the game by saying *"In a land not far from here I found a..."*. Take an object from your bag and imagine you have just found it. Make up a story to explain what it is, where you found it and why you have it.

For example, you might imagine a paper clip is a key to a secret door. A spoon could be a mirror that belongs to an ancient Queen.

3. After the first player has told the story of the first object, the other player(s) ask *"What happened next?"*

4. The first player says *"I continued my journey until I found a..."* and takes another object out of their bag. They make up a story about this object.



5. Continue until all 5 items have been used to tell the story of your epic journey.

6. Take turns to do the same activity with all the other players.

IMAGINE

Nottingham Together

Instructions: Draw what you think Nottingham will look like when we all come back together. You can pull out this page and stick it in your window.

Nottingham is a great place to live with vibrant, diverse communities. We believe that we have more in common than divides us and that our differences are to be celebrated – we are Nottingham Together.

Fantasy Map *15 minutes*

Every home is different. Create a map of the sounds, sights and smells in your home.

Materials

- Large piece of paper
- Colouring Pencils

Steps

1. Choose a room in your house to sit in. Your paper is your map.
2. Look around the room for a few minutes. What can you see? Draw some of the things you can see on your map.
3. Close your eyes and listen. What can you hear? Draw these on your map.
4. Close your eyes again. What can you smell? Draw the things you can smell on your map.
5. Try the activity again the next day. Do you hear different sounds or see things you did not notice before? Add these to you map.

Tip

Try adding texture to your map by gluing different materials on to it.

Mask Making *15 minutes*

Refugee Week is a chance to imagine what other lives are like. Make a mask and try to imagine you are the character that wears it.

Materials

- Paper mask
- Crayons
- Colouring pencils
- Coloured paper
- Glue Stick

Steps

1. Think about how you would like your mask to look. You could turn it into an animal or a superhero.



2. Colour your paper mask with crayons and pencils. You can add patterns to make it more colourful.



3. Cut shapes out of your coloured paper.

4. Glue the paper shapes onto your mask.



5. Leave your mask to dry for a few minutes.

6. Put on your mask.

Playing with your mask

Try to imagine what it would be like if you were the character that wears your mask. How would you move? How would you speak? What noises would you make?

Tip

Want to make more masks? Draw around the outside of a mask and cut it out. Use string or elastic to tie it to your head.

Butterfly Puppet *15 minutes*

Some people have to move to find a safe place to live. Imagine if you could grow wings. Where would you fly to?

Materials

- Small piece of paper
- Scissors
- Pencil
- Sticky tape
- Stick (paper straw or pencil or a stick from outside)
- Colouring Pencils

Steps

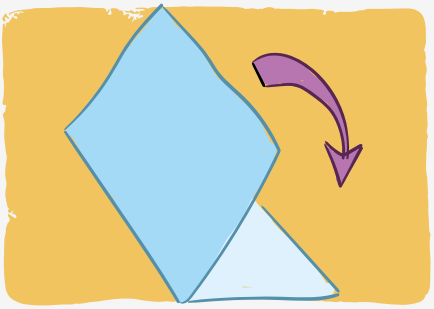

1. Fold your paper in half.

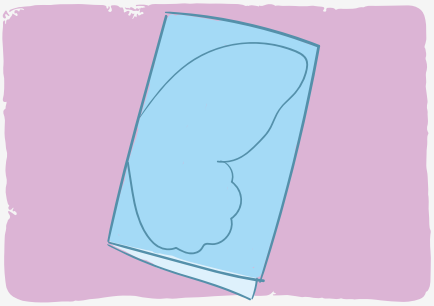

2. Starting from the fold, draw a butterfly wing that fills the page.



3. With the paper still folded, cut out the wing shape. Don't cut along the fold.



4. Open up your butterfly. You should have two matching wings.



5. Use your colouring pencils to decorate your butterfly.

6. Tape your stick into middle of the butterfly. You can use this as a handle to make your butterfly fly.

Playing with your butterfly

Imagine your butterfly is flying from flower to flower. Why not try drawing these flowers in your sketchbook?

Write a poem *30 minutes*

Write a poem about yourself, starting each line with the words *"I come from"*. Think about the places you come from, the friends you have, the books you like – the things that make you who you are.

Try to be specific. Instead of writing *"I come from a small house"*, write something that's particular to you: *"I come from a house with a yellow door and a line of broken roof tiles, from a bedroom with unicorn wallpaper"*.

Use a mix of long and short sentences. Write about sounds, smells, tastes and textures. Remember to name the things in your life. Shoes aren't just shoes - they're white trainers or blue Nikes or pink sandals.

I COME FROM

I come from.....

.....

I come from.....

.....

I come from.....

.....

I come from.....

.....

I come from.....

.....

I come from.....

.....

I come from.....

.....

Tip

You could try writing with the people you live with. Ask them to take turns writing different lines.

Competition

This year's Refugee Week 2020 theme is 'Imagine...'.

At a time when we are being asked to stay home, our imagination gives us the chance to imagine a better world.

We challenge you to imagine what you would like Nottingham to be like in 2021.

What will you see there? How will people behave? What will we be able to do? What makes our home special?

Be creative - you could draw or paint a picture, make a sculpture, write a poem or a song, make up a dance...Use your imagination!

How to take part

Please share your artwork with us by:

- emailing **nottinghamrefugeeweek@gmail.com**
- posting to Facebook and tagging **@NottinghamRefugeeWeek**
- posting to Twitter and tagging **@NottsRW**

One entry will be chosen to feature as the publicity theme (posters/ leaflets/online) for Nottingham Refugee Week 2021. The winner will be honoured at the launch event in June 2021.

We will feature all entries in our online gallery at **nottinghamrefugeeweek.org**

You do not have to share your name.

المنافسة

موضوع أسبوع اللاجئين 2020 لهذا العام هو "تخيل ...".

في الوقت الذي يُطلب منا فيه البقاء في المنزل ، فإن خيالنا يمنحنا الفرصة لتخيل عالم أفضل.

نتحداك أن تتخيل كيف ستكون نوتينجهامشاير في عام 2021.

ماذا سترى هناك؟ كيف سيتصرف الناس؟ ماذا يمكنا ان نفعل؟ ما الذي يجعل منزلنا مميزًا؟

كن مبدعًا - يمكنك رسم صورة أو رسمها ، أو عمل نحت ، أو كتابة قصيدة أو أغنية ، أو تصميم رقصة ... استخدم خيالك!

يرجى مشاركة عملك الفني معنا عن طريق إرساله بالبريد الإلكتروني إلى nottinghamrefugeeweek@gmail.com ، أو النشر على Facebook ، والإشارة لـ @NottinghamRefugeeWeek ، أو Twitter ، والاشارة لـ @NottsRW.

سيتم اختيار مشاركة واحدة لتكون موضوعًا دعائيًا (ملصقات / منشورات / عبر الإنترنت) لأسبوع نوتنغهام للاجئين 2021. وسيتم تكريم الفائز في حفل الإنطلاق في يونيو 2021.

سنعرض جميع الإدخالات في معرضنا على الإنترنت على nottinghamrefugeeweek.org.

مسابقه ورقابت

موضوع هفته پناهندگان درسال 2020 "تصورکنید..." است.

درزمانی که ازما خواسته شده است که درخانه بمانیم، تخیل وتصورما این فرصت را به ما می دهد که بتوانیم دنیای بهتری را تصورکنیم.

ما شما را به چالش می کشیم که تصورکنید ناتینگهام واطرافش درسال 2021 چطورخواهد بود.

چه چیزی درآنجا خواهید دید؟ مردم چگونه رفتارخواهند کرد؟ قادربه انجام دادن چه کاری خواهیم بود؟ چه چیزی خانه ما را خاص می کند؟

خلاق باشید- می توانید نقاشی بکشید یا یک تصویری را رنگ آمیزی کنید، یک مجسمه درست کنید، شعریا ترانه بسرایید، تصاویری ازرقص بگذارید... ازتخیل خود استفاده کنید!

لطفا کارهای هنری خود را با ما به اشتراک بگذارید ، برای اشتراک گذاری میتوانید آنها را به این آدرس ایمیل کنید

nottinghamrefugeeweek@gmail.com

یا برروی فیس بوک با تگ کردن

@NottinghamRefugeeWeek

یا ازطریق توییتر

@NottsRW

یک موضوع به عنوان متن اصلی تبلیغات (پوستر، جزوه، آنلاین) برای هفته پناهندگان سال 2021 انتخاب خواهد شد. از برنده درمراسم ماه جون سال 2021 تقدیرخواهد شد.

همه کارهای دریافت شده را درگالری آنلاین ما در

nottinghamrefugeeweek.org

مشاهده خواهید کرد.

Nottingham Contemporary
City Arts
Refugee Week
Nottingham City Council
Supported using public funding by ARTS COUNCIL ENGLAND
Funded by the European Union's Rights, Equality and Citizenship Programme (2014-2020)
challeNGe
Design by
City Arts (Nottingham)